


<b>INDIAN INCOME TAX RETURN ACKNOWLEDGEMENT</b>		Assessment Year 2024-25	
[Where the data of the Return of Income in Form ITR-1(SAHA)], ITR-2, ITR-3, ITR-4(SUGAM), ITR-5, ITR-6, ITR-7 filed and verified] (Please see Rule 12 of the Income-tax Rules, 1962)			
PAN	AABTT4796R		
Name	TJSIVANANDA MUDALIAR EDUCATIONAL TRUST		
Address	175, T J S Building, G N T Road, Kavarpattai, Kavarpattai S.O, Kilikodi, Tiruvallur , TIRUVALLUR , 29-Tamil Nadu, 91-INDIA, 601206		
Status	05-AOP/BOI	Form Number	ITR-7
Filed u/s	139(5)-Revised	e-Filing Acknowledgement Number	555081301011024
Taxable Income and Tax Details	Current Year business loss, if any	1	0
	Total Income	2	0
	Book Profit under MAT, where applicable	3	0
	Adjusted Total Income under AMT, where applicable	4	0
	Net tax payable	5	0
	Interest and Fee Payable	6	0
	Total tax, interest and Fee payable	7	0
	Taxes Paid	8	1,06,532
	(+) Tax Payable /(-) Refundable (7-8)	9	(-) 1,06,530
Accreted Income and Tax Detail	Accreted Income as per section 115TD	10	0
	Additional Tax payable u/s 115TD	11	0
	Interest payable u/s 115TE	12	0
	Additional Tax and interest payable	13	0
	Tax and interest paid	14	0
	(+) Tax Payable /(-) Refundable (13-14)	15	0
This return has been digitally signed by <u>THIRUVALLUR JAYARAMAN GOVINDARAJAN</u> in the capacity of <u>Others</u> having PAN <u>AJPG7144A</u> from IP address <u>210.18.179.89</u> on <u>01-Oct-</u> <u>2024 10:30:41</u> DSC SI.No & Issuer <u>3247426</u> & <u>222202019122CN=Capricom Sub CA for Individual DSC</u> <u>2022,OU=Certifying Authority,O=Capricom Identity Services Pvt Ltd.,C=IN</u>			
System Generated Barcode/QR Code	 <b>AABTT4796R07555081301011024beb0454a934b83aead3800b2faa4f128d5b50156</b>		
<b>DO NOT SEND THIS ACKNOWLEDGEMENT TO CPC, BENGALURU</b>			

Name : T.J.Sivananda Mudaliar Educational Trust  
Status : Charitable Trust  
Address : No.175,GNT Road,  
Kavaraipettai,  
Gummudipoondi Taluk,  
Thiruvallur Dist- 601 206  
Date of Formation : 11.07.2007  
P A No. : AABTT4796R  
Accounting year : 01.04.2023 to 31.03.2024  
Assessment year : 2024-25


STATEMENT OF INCOME

Gross receipts during the year		100575515
Application of Income :		
Amount spent for the objects of the Trust-Revenue Account	90217893	
Amount spent for the objects of the Trust-Capital Account		
Additions to Fixed Assets excluding borrowed funds	10909305	
Other capital Expenditure	1500000	
Repayment of Loans availed for objects of the Trust	<u>1963340</u>	
Amount applied for Charitable activity during the year		104590538
Application of Income in Form 9A :		
Income accumulated or set apart for specified purposes under section 11(2) in earlier year utilised		
Amount utilised from income accumulated or set apart for application to object of the trust from earlier years ( less than 15%)		4015023
		<u>100575515</u>
Percentage of spending		100%

12AA registration vide Approval No. DIT(E)No.2(1501)07-08

TAX PARTICULARS:

Tax Payable	NIL
Tax Deducted at source	106496
Tax Collected at source	<u>36</u>
Refund Due	<u><u>106532</u></u>



For T.J Sivananda Mudaliar Educational Trust

Chairman

T.J SIVANANDA MUDALIAR EDUCATIONAL TRUST,

NO.175,GNT ROAD, KAVARAIPETTAI,


GUMMIDIPOONDI TALUK- 601 206

BALANCE SHEET AS ON 31.03.2024

PARTICULARS	SCH NO.		31.03.2024
<b>SOURCES OF FUNDS:</b>			
<b>CAPITAL FUND:</b>			
Corpus Fund	1	10000.00	
General fund	2	136374607.66	
			136384607.66
<b>LOAN FUNDS:</b>			
Secured Loan	3	496585.00	
Unsecured Loan	4	979473.73	
			1476058.73
<b>TOTAL</b>			137850666.39
<b>APPLICATION OF FUNDS:</b>			
<b>Fixed Assets:</b>	5		
Gross Block		115955149.30	
Less: Depreciation		12877839.00	
Net Block			103077310.30
<b>Current Assets:</b>			
Loans & Advances	6	3100882.00	
Other current assets	7	106532.00	
Sundry Debtors	8	47942355.52	
Closing Stock		836347.02	
Cash on Hand	9	104086.96	
Cash at Bank	10	5855621.29	
		57945824.79	
Less : Current Liabilities	11	23162468.70	
<b>Net Current Assets</b>			34783356.09
<b>TOTAL</b>			137860666.39

(Schedule 1 to 11 form part of this Balance sheet)

For T.J.Sivananda Mudaliar Educational Trust,



(T. J. Govindarajan)  
Chairman

Date: 25.09.2024

Place :Chennai - 94.

"Vide our Report of even date"

For Lawrence & Co.,  
Chartered Accountants,

(A.Lawrence Thangasamy)  
Partner

M.No.025638

FRN. No.00018565

UDIN :24025638BKIJIS2964




**T. J SIVANANDA MUDALIAR EDUCATIONAL TRUST,**  
**NO. 175, GNT ROAD, KAVARAIPETTAI,**  
**GUMMIDIPOONDI TALUK- 601 206**

**INCOME AND EXPENDITURE ACCOUNT FOR THE YEAR ENDED 31st MARCH 2024**  
**(Period from 1.4.2023 to 31.3.2024)**

INCOME:	Sch.No	
College of Engineering Income	12	75082075.48
Polytechnic College income	13	34960606.00
<b>TOTAL INCOME</b>		<b>110042681.48</b>
EXPENDITURE:		
College of Engineering Expenditure	14	61891970.90
Polytechnic college expenditure	15	33674299.84
Depreciation		12877839.00
<b>TOTAL EXPENDITURE</b>		<b>108444109.74</b>
NET SURPLUS TRANSFERRED TO GENERAL FUND ACCOUNT		1598571.74

(Schedule 12 to 15 form part of this Income and Expenditure Account)


For T.J.Sivananda Mudaliar Educational Trust,



(T. J. Govindarajan)  
Chairman


Date: 25.09.2024  
Place: Chennai - 94.

"Vide our Report of even date"  
for Lawrence & Co.,  
Chartered Accountants,



(A. Lawrence Thangasamy)  
Partner

M.No.025638  
FRN No.00018565  
UDIN :24025638BKIJIS2964



SCHEDULES FORMING PART OF THE BALANCE SHEET, INCOME  
& EXPENDITURE ACCOUNT:

SCHEDULE:1 : CORPUS FUND:

Corpus Fund 10000.00

SCHEDULE:2 : GENERAL FUND:

Balance as on 1.4.2023	134950228.12	
Less : TDS of earlier year	174192.20	
Add: Excess of Income over Expenditure	1598571.74	
	<u>136374607.66</u>	136374607.66

SCHEDULE 3 : SECURED LOAN:

Sundaram Finance 496585.00

SCHEDULE 4 : UNSECURED LOAN:

Magma covid loan	124731.84	
P.S.Dharmalingam	100000.00	
T.V.Paramanandan	100000.00	
S.Anandan	100000.00	
T.J.Arumugam & co	554741.89	
	<u>979473.73</u>	979473.73

SCHEDULE 6 : LOANS & ADVANCES :

Gas Cylinder Deposit	3150.00	
Telephone Deposit	24500.00	
TNEB Deposit	178054.00	
AICTE Security Deposit	1500000.00	
Staff Advance	123500.00	
Rent Advance	50000.00	
Other loans & avances	1221678.00	
	<u>3100882.00</u>	3100882.00

SCHEDULE 7 : OTHER CURRENT ASSETS:

TDS Receivable	106496.00	
TCS Receivable	36.00	
	<u>106532.00</u>	106532.00

SCHEDULE 8 : SUNDRY DEBTORS:

Fees Receivable	40673434.00	
Other debtors	7268921.52	
	<u>47942355.52</u>	47942355.52

SCHEDULE 9 : CASH ON HAND:

College of Engineering A/c.	7380.54	
Trust Account	55026.98	
Polytechnic College	41679.44	
	<u>104086.96</u>	104086.96



**SCHEDULE 10 : CASH AT BANKS:****College Of Engineering :**

Indian Bank Chief Superintendent Exams A/c	86985.00
Indian Bank Principal A/c	18764.00
Indian Bank College A/c	9390.00
ICICI Bank	29952.03
SBI Fee A/c	1075328.28
SBI Principal A/c	471681.52
SBI Transport a/c	239462.46
City Union Bank a/c	2230071.00

**Trust :**

Indian Bank	27459.59
-------------	----------

**College of Polytechnic :**

AXIS Bank A/c	294339.91
SBI Principal Corpus Fund A/c	13844.00
SBI Principal NSS A/c	4402.10
SBI current A/c	1010986.81
SBI Principal RRC A/c	10290.06
SBI Scholarship A/c	332664.53

5855621.29

**SCHEDULE 11 : CURRENT LIABILITIES:**


God's A/c.	117.00
Caution Deposit	4235450.00
Sundry Creditors	13586576.94
Professional Tax Payable	60660.00
EPF Payable	99555.00
TDS Payable	167300.00
GST Payable	65460.00
Salary Payable	4347708.00
External & Internal Duty payable	586948.76
Staff LIC Payable	4596.00
NSS Funds	8097.00

23162468.70

**SCHEDULE 12 : COLLEGE OF ENGINEERING INCOME:**

Tuition Fee Received	42791480.00
Hostel Fees	4295000.00
Mess Fees	1491000.00
Transport Fees	8563750.00
Books & Stationery	2921700.00
Other Student fee received	5583000.00
Other Receipts	1069523.00
Bank Interest received	13768.00
Govt Project receipts	8352854.48

75082075.48



SCHEDULE 13 : COLLEGE OF POLYTECHNIC INCOME:

Tuition Fee Received	23660000.00	
Hostel Fees	1130000.00	
Mess Fees	777000.00	
Transport Fees	3764000.00	
Other Student fee received	5585910.00	
Other Receipts	26788.00	
Bank Interest received	16908.00	
	<hr/>	34960606.00

SCHEDULE 14: COLLEGE OF ENGINEERING EXPENDITURE:

Opening stock of Provisions & lab materials	519334.54	
Students Expenses	4133347.00	
Mess Expenses	3901065.72	
University Fee Paid	2565830.00	
College Function expenses	974579.00	
Transport & Internet expenses	5113736.91	
Salary & Establishment	29206931.98	
Other Administration expenses	2541036.38	
Repairs & Maintenance	1463996.12	
Printing and Stationery	606211.00	
Rates & Taxes	463937.00	
Electricity charges	1813980.00	
Security Services	706956.00	
Telephone & Internet expenses	325946.00	
Advertisement Charges	41060.00	
Finance Charges	169112.23	
Govt Project expenses	8113392.02	
	<hr/>	62660451.90
Less: Closing Stock of Provisions & Lab Materials	768481.00	
	<hr/>	61891970.90


SCHEDULE 15: COLLEGE OF POLYTECHNIC EXPENDITURE:

Opening stock of Provisions & lab materials	242024.00
Student expenses	3040718.14
Mess Expenses	2009731.72
University Fee Paid	495025.00
College Function expenses	434621.00
Transport Expense	2528946.10
Salary & Establishment	20188885.00
Administrative Expenses	1131201.26
Printing and Stationery	220742.00
Repairs & Maintenance	2028276.00



Rates & Taxes	202224.00	
Electricity charges	648904.00	
Security Services	386447.00	
Advertisement Charges	39591.84	
Telephone Charges	122237.00	
Finance Charges	22591.80	
	<hr/>	
	33742165.86	
Less: Closing Stock of Provisions & Lab Materials	67866.02	
	<hr/>	33674299.84


For T.J.Sivananda Mudaliar Educational Trust,



(T. J. Govindarajan)  
Chairman

Date: 25.09.2024  
Place :Chennai - 94.

" Vide our Report of even date"  
for Lawrence & Co.,  
Chartered Accountants,


  
(A. Lawrence Thangasamy)  
Partner  
M.No.025638  
FRN No.00018565  
UDIN :24025638BKJIS2964





**SCHEDULE 5 : FIXED ASSETS**

	PARTICULARS	W.D.V. 1.4.2023	ADDITIONS MORE THAN 180 DAYS	ADDITIONS LESS THAN 180 DAYS	TRANSFER/SOL D	GROSS BLOCK	RATE	DEPRECIATION	W.D.V 31.03.2024
	<b>ENG. COLLEGE</b>								
1	Building	26672260.00	0.00	0.00	0.00	26672260.00	10%	2667226.00	24005034.00
2	Computer	1993309.00	0.00	151297.00	0.00	2144606.00	40%	827583.00	1317023.00
3	Electrical fittings	466039.00	0.00	0.00	0.00	466039.00	15%	69906.00	396133.00
4	Lab equipment	2965812.60	0.00	0.00	0.00	2965812.60	15%	444872.00	2520940.60
5	Canteen equipment	700811.00	0.00	0.00	0.00	700811.00	15%	105122.00	595689.00
6	Office equipment	634401.00	59000.00	450403.00	0.00	1143804.00	15%	137790.00	1006014.00
7	College Bus & Van	1140431.00	0.00	0.00	0.00	1140431.00	15%	171065.00	969366.00
8	Furniture and fittings	1398117.00	363581.00	67990.00	0.00	1829688.00	10%	179569.00	1650119.00
9	Library books	117903.50	0.00	0.00	0.00	117903.50	40%	47161.00	70742.50
10	Vehicles	893521.00	0.00	0.00	0.00	893521.00	15%	134028.00	759493.00
11	Building work in progress	15964617.50	1555346.68	0.00	17519964.18	0.00	---	0.00	0.00
	<b>SUB TOTAL</b>	<b>52947222.60</b>	<b>1977927.68</b>	<b>669690.00</b>	<b>17519964.18</b>	<b>38074876.10</b>		<b>4784322.00</b>	<b>33290554.10</b>
	<b>TRUST</b>								
1	Land	1628000.00	0.00	0.00	0.00	1628000.00	---	0.00	1628000.00
2	Building	24484287.00	0.00	0.00	0.00	24484287.00	10%	2448429.00	22035858.00
3	Furniture and fittings	58684.00	0.00	0.00	0.00	58684.00	10%	5868.00	52816.00
	<b>SUB TOTAL</b>	<b>26170971.00</b>	<b>0.00</b>	<b>0.00</b>	<b>0.00</b>	<b>26170971.00</b>		<b>2454297.00</b>	<b>23716674.00</b>
	<b>POLYTECHNIC COLLEGE</b>								
1	Building	18315499.50	27102414.70	0.00	0.00	45417914.20	10%	4541791.00	40876123.20
2	College Bus	1894470.00	0.00	0.00	0.00	1894470.00	15%	284171.00	1610299.00
3	Computer	758489.00	0.00	0.00	0.00	758489.00	40%	303396.00	455093.00
4	Air Conditioner	53245.00	0.00	0.00	0.00	53245.00	15%	7987.00	45258.00
5	Other Equipment	632011.50	0.00	0.00	0.00	632011.50	15%	94802.00	537209.50
6	Furniture and fittings	723140.00	0.00	0.00	0.00	723140.00	10%	72314.00	650826.00
7	Lab Equipments	2119830.00	0.00	0.00	0.00	2119830.00	15%	317975.00	1801855.00



8	Library books	1014.50	0.00	0.00	0.00	1014.50	40%	406.00	608.50
9	Vehicles	109188.00	0.00	0.00	0.00	109188.00	15%	16378.00	92810.00
10	Building WIP	21674160.00	5428254.70	0.00	27102414.70	0.00	----	0.00	0.00
	<b>SUB TOTAL</b>	46281047.50	32530669.40	0.00	27102414.70	51709302.20		5639220.00	46070082.20
	<b>GRAND TOTAL</b>	125399241.10	34508597.08	669690.00	44622378.88	115955149.30	0.00	12877839.00	103077310.30

*J. Gombard*

