

# AI CHATBOT USING PYTHON

## A PROJECT REPORT

Submitted by

MONIKA.V.S

112819104029

LEELARANI.M

112819104020

PRIYADHARSHINI.J

112819104036


In partial fulfilment for the award of the  
degree

Of

BACHELOR OF ENGINEERING

In

COMPUTER SCIENCE AND ENGINEERING



T.J.S. ENGINEERING COLLEGE, PERUVOYAL



ANNA UNIVERSITY: CHENNAI 600 025



PRINCIPAL  
T.J.S. ENGINEERING COLLEGE  
Peruvoyal, Kavayampattai,  
Gummidipoondi Taluk,  
Thiruvallur Dist - 601 206.

ANNAUNIVERSITY: CHENNAI 600 025

Certificate that this project report "AI CHATBOT USING PYTHON" is the bonafide work of the following students.

MONIKA.V.S

112819104029

LEELARANIM

112819104020

PRIYADHARSHINI.J

112819104036

Who carried out the project work under my supervision

SIGNATURE

**Dr.S.Anbu M.E.,(Ph.D).,**

HEAD OF THE DEPARTMENT

Department of Computer Science

and Engineering,

T.J.S. Engineering College,

Peruvoyal.

SIGNATURE

**Mrs.S.V.PRIYANKA M.E(CSE).,**

SUPERVISOR

Department of Computer Science

and Engineering,

T.J.S. Engineering College,

Peruvoyal.

Submitted for viva voce held on 18/6/22 at T.J.S. Engineering College, Peruvoyal.



INTERNAL EXAMINER

PRINCIPAL

T.J.S. ENGINEERING COLLEGE  
Peruvoyal, Kavarapattai,  
Gummidipoondi Taluk,  
Thiruvallur Dist - 601 206.


EXTERNAL EXAMINER

# ABSTRACT

ChatBot can be described as software that can chat with people using artificial intelligence. These software are used to perform tasks such as quickly responding to users, informing them, helping to purchase products and providing better service to customers. In this paper, we present the general working principle and the basic concepts of artificial intelligence based chatbots and related concepts as well as their applications in various sectors such as telecommunication, banking, health, customer call centers and e-commerce. Additionally, the results of an example chabbot for donation service developed for telecommunication service provider are presented using the proposed architecture



3

  
PRINCIPAL  
T.J.S. ENGINEERING COLLEGE  
Peruvoyal, Kavaraipeetai,  
Gummidipoondi Taluk,  
Thiruvallur Dist - 601 208.

**OBJECTIVES:**

- To understand different Internet Technologies.
- To learn java-specific web services architecture

**UNIT I WEBSITE BASICS, HTML 5, CSS 3, WEB 2.0 9**

Web Essentials: Clients, Servers and Communication – The Internet – Basic Internet protocols – World wide web – HTTP Request Message – HTTP Response Message – WebClients – Web Servers – HTML5 – Tables – Lists – Image – HTML5 control elements – Semantic elements – Drag and Drop – Audio – Video controls - CSS3 – Inline, embedded and external style sheets – Rule cascading – Inheritance – Backgrounds – Border Images – Colors – Shadows – Text – Transformations – Transitions – Animations.

**UNIT II CLIENT SIDE PROGRAMMING 9**

Java Script: An introduction to JavaScript–JavaScript DOM Model–Date and Objects,- Regular Expressions- Exception Handling-Validation-Built-in objects-Event Handling- DHTML with JavaScript- JSON introduction – Syntax – Function Files – Http Request – SQL.

**UNIT III SERVER SIDE PROGRAMMING 9**

Servlets: Java Servlet Architecture- Servlet Life Cycle- Form GET and POST actions- Session Handling- Understanding Cookies- Installing and Configuring Apache Tomcat Web Server- DATABASE CONNECTIVITY: JDBC perspectives, JDBC program example - JSP: Understanding Java Server Pages-JSP Standard Tag Library (JSTL)-Creating HTML forms by embedding JSP code.

**UNIT IV PHP and XML 9**

An introduction to PHP: PHP- Using PHP- Variables- Program control- Built-in functions-Form Validation- Regular Expressions - File handling – Cookies - Connecting to Database. XML: Basic XML- Document Type Definition- XML Schema DOM and Presenting XML, XMLParsers and Validation,XSL and XSLT Transformation, News Feed (RSS and ATOM).

**UNIT V INTRODUCTION TO AJAX and WEB SERVICES 9**

AJAX: Ajax Client Server Architecture-XML Http Request Object-Call Back Methods; Web Services: Introduction- Java web services Basics – Creating, Publishing, Testing and Describing a Web services (WSDL)-Consuming a web service, Database Driven web service from an application –SOAP.

**TOTAL 45 PERIODS****OUTCOMES:****At the end of the course, the students should be able to:**

- Construct a basic website using HTML and Cascading Style Sheets.
- Build dynamic web page with validation using Java Script objects and by applying different event handling mechanisms.
- Develop server side programs using Servlets and JSP.
- Construct simple web pages in PHP and to represent data in XML format.
- Use AJAX and web services to develop interactive web applications

**TEXT BOOK:**

1. Deitel and Deitel and Nieto, –Internet and World Wide Web - How to Program||, Prentice Hall, 5th Edition, 2011.



**PRINCIPAL**

**T.J.S. ENGINEERING COLLEGE**  
Peruvoyal, Kavaralpettai,  
Gummidipoondi Taluk,  
Thiruvallur Dist - 601 206.

## REFERENCES:

1. Stephen Wynkoop and John Burke —Running a Perfect Website||, QUE, 2ndEdition,1999.
2. Chris Bates, Web Programming – Building Intranet Applications, 3rd Edition, Wiley Publications, 2009.
3. Jeffrey C and Jackson, —Web Technologies A Computer Science Perspective||,Pearson Education, 2011.
4. Gopalan N.P. and Akilandeswari J., —Web Technology||, Prentice Hall of India, 2011.
5. UttamK.Roy, —Web Technologies||, Oxford University Press, 2011.

CS8661

INTERNET PROGRAMMING LABORATORY

L	T	P	C
0	0	4	2


## OBJECTIVES:

- To be familiar with Web page design using HTML/XML and style sheets
- To be exposed to creation of user interfaces using Java frames and applets.
- To learn to create dynamic web pages using server side scripting.
- To learn to write Client Server applications.
- To be familiar with the PHP programming.
- To be exposed to creating applications with AJAX

## LIST OF EXPERIMENTS

1. Create a web page with the following using HTML
  - a. To embed a map in a web page
  - b. To fix the hot spots in that map
  - c. Show all the related information when the hot spots are clicked.
2. Create a web page with the following.
  - a. Cascading style sheets.
  - b. Embedded style sheets.
  - c. Inline style sheets. Use our college information for the web pages.
3. Validate the Registration, user login, user profile and payment by credit card pages usingJavaScript.
4. Write programs in Java using Servlets:
  - i. To invoke servlets from HTML forms
  - ii. Session tracking using hidden form fields and Session tracking for a hit count
5. Write programs in Java to create three-tier applications using servlets for conducting on-line examination for displaying student mark list. Assume that student information is available in a database which has been stored in a database server.
6. Install TOMCAT web server. Convert the static web pages of programs into dynamic web pages using servlets (or JSP) and cookies. Hint: Users information (user id, password, credit card number) would be stored in web.xml. Each user should have a separate Shopping Cart.
7. Redo the previous task using JSP by converting the static web pages into dynamic web pages. Create a database with user information and books information. The books catalogue should be dynamically loaded from the database.
8. Create and save an XML document at the server, which contains 10 users Information. Write a Program, which takes user Id as an input and returns the User details by takingthe user information from the XML document
9.
  - i. Validate the form using PHP regular expression.
  - ii. PHP stores a form data into database.
10. Write a web service for finding what people think by asking 500 people's opinion for any consumer product.



  
PRINCIPAL  
T.J.S. ENGINEERING COLLEGE  
Peruvoyal, Kavaralpetai,  
Gummidipoondi Taluk,  
Thiruvallur Dist - 601 206.

TOTAL: 60PERIODS


**OUTCOMES:**

**Upon Completion of the course, the students will be able to:**

- Construct Web pages using HTML/XML and style sheets.
- Build dynamic web pages with validation using Java Script objects and by applying different event handling mechanisms.
- Develop dynamic web pages using server side scripting.
- Use PHP programming to develop web applications.
- Construct web applications using AJAX and web services.

**SOFTWARE REQUIRED:**

- Dream Weaver or Equivalent, MySQL or Equivalent, Apache Server, WAMP/XAMPP



A handwritten signature in blue ink, appearing to read "J. S. ...".

PRINCIPAL  
T.J.S. ENGINEERING COLLEGE  
Peruvoyal, Kaverai Taluk,  
Gummidipoondi Taluk,  
Thiruvellar Dist - 601 206.