



T.J.S ENGINEERING COLLEGE

Approved by AICTE, New Delhi & Affiliated to Anna University, Chennai.



Accredited by NAAC / ISO 9001:2015 Certified Institution

TJS Nagar, Peruvoyal, Near Kavaraipettai, Gummidipoondi Taluk, Thiruvallur District -601206




2.6.2. QIM	Attainment of Programme outcomes and course outcomes are evaluated by the institution.
-----------------------	---

CO-PO attainment for sample

	T.J.S. ENGINEERING COLLEGE TJS Nagar, Kavaraipettai, Chennai- 601206		
	DEPARTMENT OF ELECTRONICS AND COMMUNICATION ENGINEERING		
	UNIVERSITY RESULT		
Sl. No.	Reg .No	Name of Student	MARKS
1	112819106001	BALUPRAKASH TS	6
2	112819106003	DEEPIKA J	6
3	112819106004	DIVYA S	6
4	112819106005	GAJALA N	6
5	112819106006	INDHU S	8
6	112819106007	JAYASRI R	0
7	112819106009	KUMAR C	0
8	112819106010	MADANAMBETI BHARATH	0
9	112819106012	MONISHWARI N	6
10	112819106013	NARMATHA N	0
11	112819106014	NAVEEN KUMAR P	6
12	112819106016	PRADNYA DAHAKE	7
13	112819106017	PRAKASH R	6
14	112819106018	SANDHIYA B	6
15	112819106020	SYEDHUSSAIN M	6
No of students scored Max. Marks			11
% of students scored Avg Marks			73.33




PRINCIPAL
T.J.S. ENGINEERING COLLEGE
 Peruvoyal, Kavaraipettai,
 Gummidipoondi Taluk,
 Thiruvallur Dist - 601 206.



T.J.S. ENGINEERING COLLEGE

TJS Nagar, Kavaraipettai, Chennai- 601206




DEPARTMENT OF ELECTRONICS AND COMMUNICATION ENGINEERING

RSE OUT COME ASSESSEMENT SHEETS FOR TESTS(THEORY COURSES)-ALL TESTS(AT THE END OF SEMES

Sl. No.	Reg. No	Name of Student	Unit TEST-1		Unit TEST-2		Model Exam					AVERAGE OF ALL TESTS Total	IM FOR 20	
			CO-1	Unit TEST 1 Total	CO-2	Unit TEST 2 Total	CO-1	CO-2	CO-3	CO-4	CO-5			Model Total
		Max marks allotted	100	100	100	100	20	20	20	20	20	100	100	20
		TARGET VALUE (50% OF OPTIMUM MARKS)	50	50	50	50	10	10	10	10	10	50	50	10
1	112819106001	BALUPRAKASH TS	52	52	60	60	12.4	12.4	12.4	12.4	12.4	62	58.0	11.6
2	112819106003	DEEPIKA J	88	88	98	98	17.2	17.2	17.2	17.2	17.2	86	90.7	18.1
3	112819106004	DIVYA S	76	76	84	84	16.4	16.4	16.4	16.4	16.4	82	80.7	16.1
4	112819106005	GAJALA N	56	56	96	96	16.4	16.4	16.4	16.4	16.4	82	78.0	15.6
5	112819106006	INDHU S	92	92	100	100	18	18	18	18	18	90	94.0	18.8
6	112819106007	JAYASRI R	50	50	84	84	14.4	14.4	14.4	14.4	14.4	72	68.7	13.7
7	112819106009	KUMAR C	30	30	56	56	10.4	10.4	10.4	10.4	10.4	52	46.0	9.2
8	112819106010	MADANAMBETHI BHARATH	12	12	62	62	11.2	11.2	11.2	11.2	11.2	56	43.3	8.7
9	112819106012	MONISHWARI N	70	70	98	98	16.8	16.8	16.8	16.8	16.8	84	84.0	16.8
10	112819106013	NARMATHA N	54	54	64	64	15.2	15.2	15.2	15.2	15.2	76	64.7	12.9
11	112819106014	NAVEEN KUMAR P	28	28	80	80	12.8	12.8	12.8	12.8	12.8	64	57.3	11.5
12	112819106016	PRADNYA DAHAKE	60	60	92	92	16.4	16.4	16.4	16.4	16.4	82	78.0	15.6
13	112819106017	PRAKASH R	50	50	84	84	12.8	12.8	12.8	12.8	12.8	64	66.0	13.2
14	112819106018	SANDHIYA B	40	40	60	60	13.4	13.4	13.4	13.4	13.4	67	55.7	11.1
15	112819106020	SYEDHUSSAIN M	50	50	64	64	14	14	14	14	14	70	61.3	12.3
No of students scored more than target value			11	11	15	15	15	15	15	15	15	15	13	13
ATTAINMENT PERCENTAGE			73.33	73.33	100.00	100.00	100.00	100.00	100.00	100.00	100.00	100.00	86.67	86.67
ATTAINMENT LEVEL			3	3	3	3	3	3	3	3	3	3	3	3



PRINCIPAL
T.J.S. ENGINEERING COLLEGE
Peruvoyal, Kavaraipettai,
Gummidipoondi Taluk,
Thiruvallur Dist - 601 206,



T.J.S. ENGINEERING COLLEGE

TJS Nagar, Kavaraipettai, Chennai- 601206

DEPARTMENT OF ELECTRONICS AND COMMUNICATION ENGINEERING



COURSE ATTAINMENT CALCULATION FOR INDIVIDUAL COURSES

COURSE CO ORDINATOR: DR.S.VELMURUGAN

COURSE NAME: EC8004 WIRELESS NETWORKS

CONT INTERNAL EVALUATION

SNo.	Reg No	Student Name	CO-1	CO-2	CO-3	CO-4	CO5
		MAXIMUM MARKS	20	20	20	20	20
		TARGET VALUE	12	12	12	12	12
1	112819106001	BALUPRAKASH TS	10.73	12.07	12.4	12.4	12.4
2	112819106003	DEEPIKA J	17.53	19.2	17.2	17.2	17.2
3	112819106004	DIVYA S	15.40	16.73	16.4	16.4	16.4
4	112819106005	GAJALA N	12.07	18.73	16.4	16.4	16.4
5	112819106006	INDHU S	18.33	19.67	18	18	18
6	112819106007	JAYASRI R	10.73	16.4	14.4	14.4	14.4
7	112819106009	KUMAR C	6.73	11.07	10.4	10.4	10.4
8	112819106010	MADANAMBETHI BHARATH	3.87	12.2	11.2	11.2	11.2
9	112819106012	MONISHWARI N	14.47	19.13	16.8	16.8	16.8
10	112819106013	NARMATHA N	11.53	13.2	15.2	15.2	15.2
11	112819106014	NAVEEN KUMAR P	6.80	15.47	12.8	12.8	12.8
12	112819106016	PRADNYA DAHAKE	12.73	18.07	16.4	16.4	16.4
13	112819106017	PRAKASH R	10.47	16.13	12.8	12.8	12.8
14	112819106018	SANDHIYA B	8.90	12.23	13.4	13.4	13.4
15	112819106020	SYEDHUSSAIN M	10.67	13	14	14	14
CLASS AVERAGE			11.40	15.55	14.52	14.52	14.52
.No of students scored more than target value			11	15	15	15	15
ATTAINMENT PERCENTAGE			73.33	100.00	100.00	100.00	100.00
ATTAINMENT LEVEL			3	3	3	3	3

PRINCIPAL

T.J.S. ENGINEERING COLLEGE
Kavaraipettai, Kavaraipettai,
Gummidipoondi Taluk,
Thiruvallur Dist - 601 206.



T.J.S. ENGINEERING COLLEGE

TJS Nagar, Kavaraipettai, Chennai- 601206

DEPARTMENT OF ELECTRONICS AND COMMUNICATION ENGINEERING

COURSE ATTAINMENT CALCULATION FOR INDIVIDUAL COURSES




COURSE CO ORDINATOR: DR.S.VELMURUGAN

COURSE NAME: EC8004 WIRELESS NETWORKS

CONT INTERNAL EVALUATION

SNo.	Reg No	Student Name	CONT INTERNAL EVALUATION				
			CO-1	CO-2	CO-3	CO-4	CO5
		MAXIMUM MARKS	20	20	20	20	20
		TARGET VALUE	12	12	12	12	12
1	112819106001	BALUPRAKASH TS	10.73	12.07	12.4	12.4	12.4
2	112819106003	DEEPIKA J	17.53	19.2	17.2	17.2	17.2
3	112819106004	DIVYA S	15.40	16.73	16.4	16.4	16.4
4	112819106005	GAJALA N	12.07	18.73	16.4	16.4	16.4
5	112819106006	INDHU S	18.33	19.67	18	18	18
6	112819106007	JAYASRI R	10.73	16.4	14.4	14.4	14.4
7	112819106009	KUMAR C	6.73	11.07	10.4	10.4	10.4
8	112819106010	MADANAMBETHI BHARATH	3.87	12.2	11.2	11.2	11.2
9	112819106012	MONISHWARI N	14.47	19.13	16.8	16.8	16.8
10	112819106013	NARMATHA N	11.53	13.2	15.2	15.2	15.2
11	112819106014	NAVEEN KUMAR P	6.80	15.47	12.8	12.8	12.8
12	112819106016	PRADNYA DAHAKE	12.73	18.07	16.4	16.4	16.4
13	112819106017	PRAKASH R	10.47	16.13	12.8	12.8	12.8
14	112819106018	SANDHIYA B	8.90	12.23	13.4	13.4	13.4
15	112819106020	SYEDHUSSAIN M	10.67	13	14	14	14
CLASS AVERAGE			11.40	15.55	14.52	14.52	14.52
No of students scored more than target value			11	15	15	15	15
ATTAINMENT PERCENTAGE			73.33	100.00	100.00	100.00	100.00
ATTAINMENT LEVEL			3	3	3	3	3

(Signature)
PRINCIPAL
T.J.S. ENGINEERING COLLEGE
 Peruvoyal, Kavaraipettai,
 Gunmidipondy Taluk,
 Tiruvallur Dist - 601 206.





T.J.S. ENGINEERING COLLEGE

TJS Nagar, Kavaraipettai, Chennai- 601206

DEPARTMENT OF ELECTRONICS AND COMMUNICATION ENGINEERING


COURSE ATTAINMENT CALCULATION FOR INDIVIDUAL COURSES(AFTER DECLARING RESULTS BY AU)-COURSE COORDINATOR



COURSE NAME: EC8004 WIRELESS NETWORKS			AU EXAM	CONT INTERNAL			AVERAGE	
SNo.	Reg No	Student Name	C1-C6	C1	C2	C1-C5	IM	
			UNIVERSITY GRADE	T1	T2	MODEL		
		MAXIUM MARKS	10	20	20	20	20	
		TARGET VALUE	5	10	10	10	10	
1	112819106001	BALUPRAKASH TS	6	10.4	12	12.4	11.6	
2	112819106003	DEEPIKA J	6	17.6	19.6	17.2	18.1	
3	112819106004	DIVYA S	6	15.2	16.8	16.4	16.1	
4	112819106005	GAJALA N	6	11.2	19.2	16.4	15.6	
5	112819106006	INDHU S	8	18.4	20	18	18.8	
6	112819106007	JAYASRI R	0	10	16.8	14.4	13.7	
7	112819106009	KUMAR C	0	6	11.2	10.4	9.2	
8	112819106010	MADANAMBETI BHARATH	0	2.4	12.4	11.2	8.7	
9	112819106012	MONISHWARI N	6	14	19.6	16.8	16.8	
10	112819106013	NARMATHA N	0	10.8	12.8	15.2	12.9	
11	112819106014	NAVEEN KUMAR P	6	5.6	16	12.8	11.5	
12	112819106016	PRADNYA DAHAKE	7	12	18.4	16.4	15.6	
13	112819106017	PRAKASH R	6	10	16.8	12.8	13.2	
14	112819106018	SANDHIYA B	6	8	12	13.4	11.1	
15	112819106020	SYEDHUSSAIN M	6	10	12.8	14	12.3	
		CLASS AVERAGE	4.60	10.77	15.76	14.52	13.68	
		COURSE OUT COME ATTAINMENT (80% OFAUAttainment level + 20% IM Attainment level)					50.48	

PRINCIPAL

T.J.S. ENGINEERING COLLEGE
Peruvoyal, Kavaraipettai,
Gummidipoondi Taluk,
Thiruvallur Dist - 601 206.



CO\PO	PO-1	PO-2	PO-3	PO-4	PO-5	PO-6	PO-7	PO-8	PO-9	PO-10	PO-11	PO-12	PSO 1	PSO 2	PSO3
CO1	3	2	2	2	2	2	-	-	-	-	2	2	1	3	2
CO2	1	2	3	3	3	1	-	-	-	-	2	2	1	3	3
CO3	1	2	2	1	2	-	-	-	-	-	2	3	1	2	2
CO4	1	2	2	1	3	-	-	-	-	-	2	1	1	3	3
CO5	2	1	1	-	1	-	-	-	-	-	2	2	-	2	3
AVG	1.6	1.8	2	1.75	2.2	1.5	-	-	-	-	2	2	1	2.6	2.6
CO	2	2	2	2	2	2	-	-	-	-	2	2	1	3	3



J. S. A.

PRINCIPAL
T.J.S. ENGINEERING COLLEGE
 Peruvoyal, Kavaraipettai,
 Gummidipoondi Taluk,
 Thiruvallur Dist - 601 203.

CO\PO	AU/IA	AVG	PO-1	PO-2	PO-3	PO-4	PO-5	PO-6	PO-7	PO-8	PO-9	PO-10	PO-11	PO12	PSO1	PSO2
CO1	AU	73.33	73.33	48.89	48.89	48.89	48.89	48.89	-	-	-	-	48.89	48.89	24.44	73.33
	IA	73.33	73.33	48.89	48.89	48.89	48.89	48.89	-	-	-	-	48.89	48.89	24.44	73.33
CO2	AU	73.33	24.44	48.89	73.33	73.33	73.33	24.44	-	-	-	-	48.89	48.89	24.44	73.33
	IA	100.00	33.33	66.67	100.00	100.00	100.00	33.33	-	-	-	-	66.67	66.67	33.33	100.00
CO3	AU	73.33	24.44	48.89	48.89	24.44	48.89	-	-	-	-	-	48.89	73.33	24.44	48.89
	IA	100.00	33.33	66.67	66.67	33.33	66.67	-	-	-	-	-	66.67	100.00	33.33	66.67
CO4	AU	73.33	24.44	48.89	48.89	24.44	73.33	-	-	-	-	-	48.89	24.44	24.44	73.33
	IA	100.00	33.33	66.67	66.67	33.33	100.00	-	-	-	-	-	66.67	33.33	33.33	100.00
CO5	AU	73.33	48.89	24.44	24.44	-	24.44	-	-	-	-	-	48.89	48.89	-	48.89
	IA	100.00	66.67	33.33	33.33	-	33.33	-	-	-	-	-	66.67	66.67	-	66.67
CO	AVG	84.00	43.56	50.22	56.00	48.33	61.78	38.89	0.00	0.00	0.00	0.00	56.00	56.00	27.78	72.44



J. Manoj

PRINCIPAL
T.J.S. ENGINEERING COLLEGE
 Peruvoyai, Kavaraipeitai,
 Gummidipoondi Taluk,
 Thiruvallur Dist - 601 206.


CO\PO	AU/IA	AVG	PO-1	PO-2	PO-3	PO-4	PO-5	PO-6	PO-7	PO-8	PO-9	PO-10	PO-11	PO12	PSO1	PSO2
CO1	AU	73.33	73.33	48.89	48.89	48.89	48.89	48.89	-	-	-	-	48.89	48.89	24.44	73.33
	IA	73.33	73.33	48.89	48.89	48.89	48.89	48.89	-	-	-	-	48.89	48.89	24.44	73.33
CO2	AU	73.33	24.44	48.89	73.33	73.33	73.33	24.44	-	-	-	-	48.89	48.89	24.44	73.33
	IA	100.00	33.33	66.67	100.00	100.00	100.00	33.33	-	-	-	-	66.67	66.67	33.33	100.00
CO3	AU	73.33	24.44	48.89	48.89	24.44	48.89	-	-	-	-	-	48.89	73.33	24.44	48.89
	IA	100.00	33.33	66.67	66.67	33.33	66.67	-	-	-	-	-	66.67	100.00	33.33	66.67
CO4	AU	73.33	24.44	48.89	48.89	24.44	73.33	-	-	-	-	-	48.89	24.44	24.44	73.33
	IA	100.00	33.33	66.67	66.67	33.33	100.00	-	-	-	-	-	66.67	33.33	33.33	100.00
CO5	AU	73.33	48.89	24.44	24.44	-	24.44	-	-	-	-	-	48.89	48.89	-	48.89
	IA	100.00	66.67	33.33	33.33	-	33.33	-	-	-	-	-	66.67	66.67	-	66.67
CO	AVG	84.00	43.56	50.22	56.00	48.33	61.78	38.89	-	-	-	-	56.00	56.00	27.78	72.44



J. Anand



PRINCIPAL
T.J.S. ENGINEERING COLLEGE
 Peruvoyal, Kavaraipeetai,
 Gummidipoondi Taluk,
 Thiruvallur Dist - 601 206.


CO\PO	PO-1	PO-2	PO-3	PO-4	PO-5	PO-6	PO-7	PO-8	PO-9	PO-10	PO-11	PO-12	PSO 1	PSO 2	PSO3
CO1	3	2	2	2	2	2	-	-	-	-	2	2	1	3	2
CO2	1	2	3	3	3	1	-	-	-	-	2	2	1	3	3
CO3	1	2	2	1	2	-	-	-	-	-	2	3	1	2	2
CO4	1	2	2	1	3	-	-	-	-	-	2	1	1	3	3
CO5	2	1	1	-	1	-	-	-	-	-	2	2	-	2	3
AVG	1.6	1.8	2	1.75	2.2	1.5	0	0	0	0	2	2	1	2.6	2.6
CO	2	2	2	2	2	2	0	0	0	0	2	2	1	3	3



J. J. S.

PRINCIPAL
T.J.S. ENGINEERING COLLEGE
Peruvoyal, Kaveraipeetai,
Gummidipoondi Taluk,
Thiruvallur Dist - 601 206.

	T.J.S. ENGINEERING COLLEGE TJS Nagar, Kavaraipettai, Chennai- 601206		
	DEPARTMENT OF ELECTRONICS AND COMMUNICATION ENGINEERING		
	UNIVERSITY RESULT		
Sl. No.	Reg .No	Name of Student	MARKS
1	112818106001	BARATH KUMAR B	8
2	112818106002	DOMMARAJU SAI KIRAN	8
3	112818106003	GAJJALA BAVA REDDY SATISH KUMAR REDD	8
4	112818106004	GAYATHRI M	8
5	112818106005	GIRISH S	9
6	112818106006	GOWTHAM V	8
7	112818106007	ILAYA PERUMAL V	8
8	112818106008	IMMANUEL LAZER D	8
9	112818106010	JAYA PRAKASH J	9
10	112818106011	JEEVITHA M	8
11	112818106012	KAMMALEASH S	9
12	112818106013	KANNAMMAI A	9
13	112818106014	KONDREDDY GANESHREDDY	8
14	112818106015	MANOJKUMAR S	8
15	112818106016	MATHIMALAR P	9
16	112818106017	NAVEEN D	9
17	112818106018	NIVETHA R	9
18	112818106019	OVIYA E	9
19	112818106020	PAMUJULA NAVEEN	10
20	112818106021	PENNELLA MUNITEJA	8
21	112818106022	PRADEEP KUMAR V	8
22	112818106023	PRASANNA LAKSHMI D	9
23	112818106024	RAGHUL VIJAY R	9
24	112818106025	RAJESH A	9
25	112818106026	RAJESH V	9
26	112818106027	REVATHI U	9
27	112818106028	SABESHNI S	9
28	112818106029	SARANYA K	9
29	112818106030	SHALINI B	9
30	112818106031	SINDHU V	8
31	112818106032	SIVAKUMAR S	9
32	112818106033	SUBHIKSHA S	10
33	112818106034	VELKUMAR C	8
34	112818106035	VIJAY A	9
35	112818106037	VINOTH KUMAR K	8
36	112818106038	YUVARAJ S	7
37	112818106301	MOHAMMED LIAQATH S	10
38	112818106304	SABITHA .R	8
39	112818106701	SONALI JHA D	9
No of students scored Max. Marks			39
% of students scored Avg Marks			100.00



J. Kumar A

PRINCIPAL
T.J.S. ENGINEERING COLLEGE
 Peruvoyal, Kavaraipettai,
 Gummidinipatti Taluk




T.J.S. ENGINEERING COLLEGE
TJS Nagar, Kavaraipettai, Chennai- 601206



DEPARTMENT OF ELECTRONICS AND COMMUNICATION ENGINEERING

COURSE OUT COME ASSESSEMENT SHEETS FOR TESTS(THEORY COURSES)-ALL TESTS(AT THE END OF SEMESTER)

Sl. No.	Reg .No	Name of Student	Unit TEST-1		Unit TEST-2		Model Exam					Model Total	AVERAGE OF ALL TESTS	M FOR 20
			CO-1	Unit TEST 1 Total	CO-2	Unit TEST 2 Total	CO-1	CO-2	CO-3	CO-4	CO-5			
		Max marks allotted	100	100	100	100	20	20	20	20	20	100	100	20
		TARGET VALUE (50% OF OPTIMUM MARKS)	50	50	50	50	10	10	10	10	10	50	50	10
1	112818106001	BARATH KUMAR B	54	54	58	58	10.4	10.4	10.4	10.4	10.4	52	54.7	10.9
2	112818106002	DOMMARAJU SAI KIRAN	82	82	68	68	12.4	12.4	12.4	12.4	12.4	62	70.7	14.1
3	112818106003	GAJJALA BAVA REDDY SATISH K	50	50	62	62	12.8	12.8	12.8	12.8	12.8	64	58.7	11.7
4	112818106004	GAYATHRI M	70	70	62	62	13.2	13.2	13.2	13.2	13.2	66	66.0	13.2
5	112818106005	GIRISH S	62	62	66	66	12.2	12.2	12.2	12.2	12.2	61	63.0	12.6
6	112818106006	GOWTHAM V	50	50	52	52	12	12	12	12	12	60	54.0	10.8
7	112818106007	ILAYA PERUMAL V	84	84	62	62	15.6	15.6	15.6	15.6	15.6	78	74.7	14.9
8	112818106008	IMMANUEL LAZER D	52	52	50	50	10	10	10	10	10	50	50.7	10.1
9	112818106010	JAYA PRAKASH J	67	67	78	78	14	14	14	14	14	70	71.7	14.3
10	112818106011	JEEVITHA M	72	72	87	87	12	12	12	12	12	60	73.0	14.6
11	112818106012	KAMMALEASH S	40	40	54	54	10	10	10	10	10	50	48.0	9.6
12	112818106013	KANNAMMAI A	56	56	52	52	5.2	5.2	5.2	5.2	5.2	26	44.7	8.9
13	112818106014	KONDREDDY GANESHREDDY	40	40	50	50	10	10	10	10	10	50	46.7	9.3
14	112818106015	MANOJKUMAR S	60	60	50	50	10	10	10	10	10	50	53.3	10.7
15	112818106016	MATHIMALAR P	78	78	78	78	11.2	11.2	11.2	11.2	11.2	56	70.7	14.1
16	112818106017	NAVEEN D	84	84	64	64	17.6	17.6	17.6	17.6	17.6	88	78.7	15.7
17	112818106018	NIVETHA R	84	84	70	70	13.6	13.6	13.6	13.6	13.6	68	74.0	14.8
18	112818106019	OVIYA E	82	82	65	65	11.4	11.4	11.4	11.4	11.4	57	68.0	13.6
19	112818106020	PAMUJULA NAVEEN	52	52	40	40	16	16	16	16	16	80	57.3	11.5
20	112818106021	PENNELLA MUNITEJA	42	42	68	68	11	11	11	11	11	55	55.0	11.0




PRINCIPAL
T.J.S. ENGINEERING COLLEGE
 Peruvur, Kavaraipettai,
 Cuddalore District,
 Thiruvallur Dist - 601 206.

21	112818106022	PRADEEP KUMAR V	62	62	68	68	10	10	10	10	10	50	60.0	12.0
22	112818106023	PRASANNA LAKSHMI D	76	76	65	65	12.6	12.6	12.6	12.6	12.6	63	68.0	13.6
23	112818106024	RAGHUL VIJAY R	80	80	50	50	13.6	13.6	13.6	13.6	13.6	68	66.0	13.2
24	112818106025	RAJESH A	50	50	45	45	12.4	12.4	12.4	12.4	12.4	62	52.3	10.5
25	112818106026	RAJESH V	52	52	52	52	11.6	11.6	11.6	11.6	11.6	58	54.0	10.8
26	112818106027	REVATHI U	76	76	56	56	7.4	7.4	7.4	7.4	7.4	37	56.3	11.3
27	112818106028	SABESHNI S	84	84	67	67	13.4	13.4	13.4	13.4	13.4	67	72.7	14.5
28	112818106029	SARANYA K	54	54	65	65	10.4	10.4	10.4	10.4	10.4	52	57.0	11.4
29	112818106030	SHALINI B	80	80	76	76	12.6	12.6	12.6	12.6	12.6	63	73.0	14.6
30	112818106031	SINDHU V	50	50	76	76	11.2	11.2	11.2	11.2	11.2	56	60.7	12.1
31	112818106032	SIVAKUMAR S	68	68	50	50	10	10	10	10	10	50	56.0	11.2
32	112818106033	SUBHIKSHA S	72	72	65	65	11.8	11.8	11.8	11.8	11.8	59	65.3	13.1
33	112818106034	VELKUMAR C	36	36	50	50	10	10	10	10	10	50	45.3	9.1
34	112818106035	VIJAY A	60	60	50	50	12.4	12.4	12.4	12.4	12.4	62	57.3	11.5
35	112818106037	VINOTH KUMAR K	56	56	50	50	10	10	10	10	10	50	52.0	10.4
36	112818106038	YUVARAJ S	87	87	50	50	10	10	10	10	10	50	62.3	12.5
37	112818106301	MOHAMMED LIAQATH S	78	78	88	88	10.2	10.2	10.2	10.2	10.2	51	72.3	14.5
38	112818106304	SABITHA .R	75	75	50	50	10.4	10.4	10.4	10.4	10.4	52	59.0	11.8
39	112818106701	SONALI JHA D	80	80	56	56	13	13	13	13	13	65	67.0	13.4
No of students scored more than target value			35	35	37	37	37	37	37	37	37	37	35	35
ATTAINMENT PERCENTAGE			89.74	89.74	94.87	94.87	94.87	94.87	94.87	94.87	94.87	94.87	89.74	89.74
ATTAINMENT LEVEL			3	3	3	3	3	3	3	3	3	3	3	3




PRINCIPAL
T.J.S. ENGINEERING COLLEGE
 Peruvoyal, Kavaraipettai,
 Gummidipoondi Taluk,
 Thiruvailur Dist - 601 206.



T.J.S. ENGINEERING COLLEGE

TJS Nagar, Kavaraipettai, Chennai- 601206

DEPARTMENT OF ELECTRONICS AND COMMUNICATION
ENGINEERING



CIE ASSESSMENT SHEETS FOR THEORY COURSE

Sl. No.	Reg. No	Name of Student	COURSE OUTCOMES			AVERAGE
			UNIT-1/CO1	UNIT-2/CO2	MODEL/CO1, CO2, CO3, CO4 & CO5	
		Maxium marks	100	100	100	20
		TARGET VALUE	50	50	50	10
1	112818106001	BARATH KUMAR B	54	58	52	10.9
2	112818106002	DOMMARAJU SAI KIRAN	82	68	62	14.1
3	112818106003	GAJJALA BAVA REDDY SATISH KUMA	50	62	64	11.7
4	112818106004	GAYATHRI M	70	62	66	13.2
5	112818106005	GIRISH S	62	66	61	12.6
6	112818106006	GOWTHAM V	50	52	60	10.8
7	112818106007	ILAYA PERUMAL V	84	62	78	14.9
8	112818106008	IMMANUEL LAZER D	52	50	50	10.1
9	112818106010	JAYA PRAKASH J	67	78	70	14.3
10	112818106011	JEEVITHA M	72	87	60	14.6
11	112818106012	KAMMALEASH S	40	54	50	9.6
12	112818106013	KANNAMMAI A	56	52	26	8.9
13	112818106014	KONDREDDY GANESHREDDY	40	50	50	9.3
14	112818106015	MANOJKUMAR S	60	50	50	10.7
15	112818106016	MATHIMALAR P	78	78	56	14.1
16	112818106017	NAVEEN D	84	64	88	15.7
17	112818106018	NIVETHA R	84	70	68	14.8
18	112818106019	OVIYA E	82	65	57	13.6
19	112818106020	PAMUJULA NAVEEN	52	40	80	11.5
20	112818106021	PENNELLA MUNITEJA	42	68	55	11.0
21	112818106022	PRADEEP KUMAR V	62	68	50	12.0
22	112818106023	PRASANNA LAKSHMI D	76	65	63	13.6



[Signature]
PRINCIPAL
T.J.S. ENGINEERING COLLEGE
Peruvoyal, Kavaraipettai,
Gummidipoondi Taluk,
Thiruvallur Dist - 601 206.

23	112818106024	RAGHUL VIJAY R	80	50	68	13.2
24	112818106025	RAJESH A	50	45	62	10.5
25	112818106026	RAJESH V	52	52	58	10.8
26	112818106027	REVATHI U	76	56	37	11.3
27	112818106028	SABESHNI S	84	67	67	14.5
28	112818106029	SARANYA K	54	65	52	11.4
29	112818106030	SHALINI B	80	76	63	14.6
30	112818106031	SINDHU V	50	76	56	12.1
31	112818106032	SIVAKUMAR S	68	50	50	11.2
32	112818106033	SUBHIKSHA S	72	65	59	13.1
33	112818106034	VELKUMAR C	36	50	50	9.1
34	112818106035	VIJAY A	60	50	62	11.5
35	112818106037	VINOTH KUMAR K	56	50	50	10.4
36	112818106038	YUVARAJ S	87	50	50	12.5
37	112818106301	MOHAMMED LIAQATH S	78	88	51	14.5
38	112818106304	SABITHA .R	75	50	52	11.8
39	112818106701	SONALI JHA D	80	56	65	13.4
No of students scored more than target value			35	37	37	35
Attainment Percentage			92.11	97.37	97.37	92.11
Attainment level			3	3	3	3



J. Kumar

PRINCIPAL
T.J.S. ENGINEERING COLLEGE
Peruvoyal, Kavaraipeetai,
Gummidipoondi Taluk,
Thiruvailur Dist - 601 206.



T.J.S. ENGINEERING COLLEGE
TJS Nagar, Kavaraipettai, Chennai- 601206



DEPARTMENT OF ELECTRONICS AND COMMUNICATION ENGINEERING

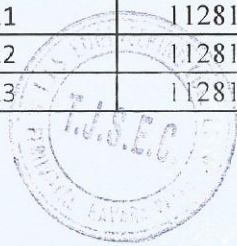
COURSE ATTAINMENT CALCULATION FOR INDIVIDUAL COURSES

COURSE CO ORDINATOR: G.BHAVANI

COURSE NAME: EC 8791 EMBEDDED AND REAL TIME SYSTEMS

CONT INTERNAL EVALUATION

SNo.	Reg No	Student Name	CO-1	CO-2	CO-3	CO-4	CO5
			MAXIUM MARKS	20	20	20	20
			TARGET VALUE	12	12	12	12
1	112818106001	BARATH KUMAR B	10.73	11.4	10.4	10.4	10.4
2	112818106002	DOMMARAJU SAI KIRAN	15.73	13.4	12.4	12.4	12.4
3	112818106003	GAJJALA BAVA REDDY SATISH KU	10.47	12.47	12.8	12.8	12.8
4	112818106004	GAYATHRI M	13.87	12.53	13.2	13.2	13.2
5	112818106005	GIRISH S	12.37	13.03	12.2	12.2	12.2
6	112818106006	GOWTHAM V	10.33	10.67	12	12	12
7	112818106007	ILAYA PERUMAL V	16.60	12.93	15.6	15.6	15.6
8	112818106008	IMMANUEL LAZER D	10.33	10	10	10	10
9	112818106010	JAYA PRAKASH J	13.50	15.33	14	14	14
10	112818106011	JEEVITHA M	14.00	16.5	12	12	12
11	112818106012	KAMMALEASH S	8.33	10.67	10	10	10
12	112818106013	KANNAMMAI A	10.20	9.533	5.2	5.2	5.2
13	112818106014	KONDREDDY GANESHREDDY	8.33	10	10	10	10
14	112818106015	MANOJKUMAR S	11.67	10	10	10	10
15	112818106016	MATHIMALAR P	14.87	14.87	11.2	11.2	11.2
16	112818106017	NAVEEN D	16.93	13.6	17.6	17.6	17.6
17	112818106018	NIVETHA R	16.27	13.93	13.6	13.6	13.6
18	112818106019	OVIYA E	15.57	12.73	11.4	11.4	11.4
19	112818106020	PAMUJULA NAVEEN	11.33	9.333	16	16	16
20	112818106021	PENNELLA MUNITEJA	8.83	13.17	11	11	11
21	112818106022	PRADEEP KUMAR V	12.00	13	10	10	10
22	112818106023	PRASANNA LAKSHMI D	14.77	12.93	12.6	12.6	12.6
23	112818106024	RAGHUL VIJAY R	15.60	10.6	13.6	13.6	13.6




Principal
PRINCIPAL
T.J.S. ENGINEERING COLLEGE
 Peruvoyal, Kavaraipettai,
 Chamdipoondi Taluk,
 Thiruvallur Dist - 601 206.

24	112818106025	RAJESH A	10.40	9.567	12.4	12.4	12.4
25	112818106026	RAJESH V	10.60	10.6	11.6	11.6	11.6
26	112818106027	REVATHI U	13.90	10.57	7.4	7.4	7.4
27	112818106028	SABESHNI S	16.23	13.4	13.4	13.4	13.4
28	112818106029	SARANYA K	10.73	12.57	10.4	10.4	10.4
29	112818106030	SHALINI B	15.43	14.77	12.6	12.6	12.6
30	112818106031	SINDHU V	10.20	14.53	11.2	11.2	11.2
31	112818106032	SIVAKUMAR S	13.00	10	10	10	10
32	112818106033	SUBHIKSHA S	13.97	12.8	11.8	11.8	11.8
33	112818106034	VELKUMAR C	7.67	10	10	10	10
34	112818106035	VIJAY A	12.07	10.4	12.4	12.4	12.4
35	112818106037	VINOTH KUMAR K	11.00	10	10	10	10
36	112818106038	YUVARAJ S	16.17	10	10	10	10
37	112818106301	MOHAMMED LIAQATH S	14.70	16.37	10.2	10.2	10.2
38	112818106304	SABITHA .R	14.23	10.07	10.4	10.4	10.4
39	112818106701	SONALI JHA D	15.50	11.5	13	13	13
CLASS AVERAGE			12.78	12.05	11.63	11.63	11.63
No of students scored more than target value			35	36	37	37	37
ATTAINMENT PERCENTAGE			89.74	92.31	94.87	94.87	94.87
ATTAINMENT LEVEL			3	3	3	3	3



J. Kumar

PRINCIPAL
T.J.S. ENGINEERING COLLEGE
 Peruvoyal, Kovaripettai,
 Gummidipoondi Taluk,
 Thiruvallur Dist - 601 206.



T.J.S. ENGINEERING COLLEGE


TJS Nagar, Kavaraipettai, Chennai- 601206

DEPARTMENT OF ELECTRONICS AND COMMUNICATION ENGINEERING

COURSE ATTAINMENT CALCULATION FOR INDIVIDUAL COURSES(AFTER DECLARING RESULTS BY AU)-COURSE COORDINATOR



COURSE NAME: EC 8791 ERTS			AU EXAM	CONT INTERNAL			AVERAGE
SNo.	Reg No	Student Name	CI-C6	C1	C2	C1-C5	
			UNIVERSITY GRADE	T1	T2	MODEL	IM
		MAXIMUM MARKS	10	20	20	20	20
		TARGET VALUE	5	10	10	10	10
1	112818106001	BARATH KUMAR B	8	10.8	11.6	10.4	10.9
2	112818106002	DOMMARAJU SAI KIRAN	8	16.4	13.6	12.4	14.1
3	112818106003	GAJJALA BAVA REDDY SATISH KU	8	10	12.4	12.8	11.7
4	112818106004	GAYATHRI M	8	14	12.4	13.2	13.2
5	112818106005	GIRISH S	9	12.4	13.2	12.2	12.6
6	112818106006	GOWTHAM V	8	10	10.4	12	10.8
7	112818106007	ILAYA PERUMAL V	8	16.8	12.4	15.6	14.9
8	112818106008	IMMANUEL LAZER D	8	10.4	10	10	10.1
9	112818106010	JAYA PRAKASH J	9	13.4	15.6	14	14.3
10	112818106011	JEEVITHA M	8	14.4	17.4	12	14.6
11	112818106012	KAMMALEASH S	9	8	10.8	10	9.6
12	112818106013	KANNAMMAI A	9	11.2	10.4	5.2	8.9
13	112818106014	KONDREDDY GANESHREDDY	8	8	10	10	9.3
14	112818106015	MANOJKUMAR S	8	12	10	10	10.7
15	112818106016	MATHIMALAR P	9	15.6	15.6	11.2	14.1
16	112818106017	NAVEEN D	9	16.8	12.8	17.6	15.7
17	112818106018	NIVETHA R	9	16.8	14	13.6	14.8
18	112818106019	OVIYA E	9	16.4	13	11.4	13.6
19	112818106020	PAMUJULA NAVEEN	10	10.4	8	16	11.5
20	112818106021	PENNELLA MUNITEJA	8	8.4	13.6	11	11.0
21	112818106022	PRADEEP KUMAR V	8	12.4	13.6	10	12.0
22	112818106023	PRASANNA LAKSHMI D	9	15.2	13	12.6	13.6
23	112818106024	RAGHUL VIJAY R	9	16	10	13.6	13.2



[Signature]
PRINCIPAL
T.J.S. ENGINEERING COLLEGE
 Perambalur, Kavaraipettai,
 Gummidipoondi Taluk,
 Thiruvallur Dist - 601 206.

24	112818106025	RAJESH A	9	10	9	12.4	10.5
25	112818106026	RAJESH V	9	10.4	10.4	11.6	10.8
26	112818106027	REVATHI U	9	15.2	11.2	7.4	11.3
27	112818106028	SABESHNI S	9	16.8	13.4	13.4	14.5
28	112818106029	SARANYA K	9	10.8	13	10.4	11.4
29	112818106030	SHALINI B	9	16	15.2	12.6	14.6
30	112818106031	SINDHU V	8	10	15.2	11.2	12.1
31	112818106032	SIVAKUMAR S	9	13.6	10	10	11.2
32	112818106033	SUBHIKSHA S	10	14.4	13	11.8	13.1
33	112818106034	VELKUMAR C	8	7.2	10	10	9.1
34	112818106035	VIJAY A	9	12	10	12.4	11.5
35	112818106037	VINOTH KUMAR K	8	11.2	10	10	10.4
36	112818106038	YUVARAJ S	7	17.4	10	10	12.5
37	112818106301	MOHAMMED LIAQATH S	10	15.6	17.6	10.2	14.5
38	112818106304	SABITHA .R	8	15	10	10.4	11.8
39	112818106701	SONALI JHA D	9	16	11.2	13	13.4
		CLASS AVERAGE	8.62	13.01	12.13	11.63	12.26
		COURSE OUT COME ATTAINMENT (80% OFAU Attainment level + 20% IM Attainment level)	81.18				



[Handwritten signature in green ink]

PRINCIPAL
T.J.S. ENGINEERING COLLEGE
 Peravcyaal, Kaveraipeetai,
 Gummidipoondi Taluk,
 Thiruvallur Dist - 601 206.

CO\PO	PO-1	PO-2	PO-3	PO-4	PO-5	PO-6	PO-7	PO-8	PO-9	PO-10	PO-11	PO-12	PSO 1	PSO 2	PSO3
CO1	3	2	2	2	2	2	-	-	-	-	3	3	1	3	3
CO2	1	2	3	2	3	1	-	-	-	-	2	2	1	3	3
CO3	1	1	2	1	2	-	-	-	-	-	3	2	1	3	3
CO4	1	2	2	1	3	-	-	-	-	-	2	1	1	3	3
CO5	2	1	1	-	1	-	-	-	-	-	2	1	-	3	3
AVG	1.6	1.6	2	1.5	2.2	1.5	-	-	-	-	2.4	1.8	1	3	3
CO	2	2	2	2	2	2	-	-	-	-	2	2	1	3	3




J. S. A.

PRINCIPAL
T.J.S. ENGINEERING COLLEGE
 Peruvoyal, Kovaraipettai,
 Gummidipoondi Taluk,
 Thiruvallur Dist - 601 206.

CO\PO	AU/IA	AVG	PO-1	IPO-2	PO-3	PO-4	PO-5	PO-6	PO-7	PO-8	PO-9	PO-10	PO-11	PO12	PSO1	PSO2
CO1	AU	100.00	100.00	66.67	66.67	66.67	66.67	66.67	-	-	-	-	100.00	100.00	33.33	100.00
	IA	89.74	89.74	59.83	59.83	59.83	59.83	59.83	-	-	-	-	89.74	89.74	29.91	89.74
CO2	AU	100.00	33.33	66.67	100.00	66.67	100.00	33.33	-	-	-	-	66.67	66.67	33.33	100.00
	IA	92.31	30.77	61.54	92.31	61.54	92.31	30.77	-	-	-	-	61.54	61.54	30.77	92.31
CO3	AU	100.00	33.33	33.33	66.67	33.33	66.67	-	-	-	-	-	100.00	66.67	33.33	100.00
	IA	94.87	31.62	31.62	63.25	31.62	63.25	-	-	-	-	-	94.87	63.25	31.62	94.87
CO4	AU	100.00	33.33	66.67	66.67	33.33	100.00	-	-	-	-	-	66.67	33.33	33.33	100.00
	IA	94.87	31.62	63.25	63.25	31.62	94.87	-	-	-	-	-	63.25	31.62	31.62	94.87
CO5	AU	100.00	66.67	33.33	33.33	-	33.33	-	-	-	-	-	66.67	33.33	-	100.00
	IA	94.87	63.25	31.62	31.62	-	31.62	-	-	-	-	-	63.25	31.62	-	94.87
CO	AVG	96.67	51.37	51.45	64.36	48.08	70.85	47.65	0.00	0.00	0.00	0.00	77.26	57.78	32.16	96.67




 T.J.S.E.T. COLLEGE
 Perambur, Kaverasipettai,
 Gummidiipoondi Taluk,
 Thiruvallur Dist - 601 206.

CO\PO	PO-1	PO-2	PO-3	PO-4	PO-5	PO-6	PO-7	PO-8	PO-9	PO-10	PO-11	PO-12	PSO 1	PSO 2	PSO3
CO1	3	2	2	2	2	2	-	-	-	-	3	3	1	3	3
CO2	1	2	3	2	3	1	-	-	-	-	2	2	1	3	3
CO3	1	1	2	1	2	-	-	-	-	-	3	2	1	3	3
CO4	1	2	2	1	3	-	-	-	-	-	2	1	1	3	3
CO5	2	1	1	-	1	-	-	-	-	-	2	1	-	3	3
AVG	1.6	1.6	2	1.5	2.2	1.5	0	0	0	0	2.4	1.8	1	3	3
CO	2	2	2	2	2	2	0	0	0	0	2	2	1	3	3




J. S. S. S.

PRINCIPAL
T.J.S. ENGINEERING COLLEGE
Peruvycai, Kavarai pettai,
Gummidipoondi Taluk,
Thiruvallur Dist - 601 206.

CO\PO	AU/IA	AVG	PO-1	PO-2	PO-3	PO-4	PO-5	PO-6	PO-7	PO-8	PO-9	PO-10	PO-11	PO12	PSO1	PSO2
CO1	AU	100.00	100.00	66.67	66.67	66.67	66.67	66.67	-	-	-	-	100.00	100.00	33.33	100.00
	IA	89.74	89.74	59.83	59.83	59.83	59.83	59.83	-	-	-	-	89.74	89.74	29.91	89.74
CO2	AU	100.00	33.33	66.67	100.00	66.67	100.00	33.33	-	-	-	-	66.67	66.67	33.33	100.00
	IA	92.31	30.77	61.54	92.31	61.54	92.31	30.77	-	-	-	-	61.54	61.54	30.77	92.31
CO3	AU	100.00	33.33	33.33	66.67	33.33	66.67	-	-	-	-	-	100.00	66.67	33.33	100.00
	IA	94.87	31.62	31.62	63.25	31.62	63.25	-	-	-	-	-	94.87	63.25	31.62	94.87
CO4	AU	100.00	33.33	66.67	66.67	33.33	100.00	-	-	-	-	-	66.67	33.33	33.33	100.00
	IA	94.87	31.62	63.25	63.25	31.62	94.87	-	-	-	-	-	63.25	31.62	31.62	94.87
CO5	AU	100.00	66.67	33.33	33.33	-	33.33	-	-	-	-	-	66.67	33.33	-	100.00
	IA	94.87	63.25	31.62	31.62	-	31.62	-	-	-	-	-	63.25	31.62	-	94.87
CO	AVG	96.67	51.37	51.45	64.36	48.08	70.85	47.65	-	-	-	-	77.26	57.78	32.16	96.67




 PRINCIPAL
 T.J.S. ENGINEERING COLLEGE
 Peruroyal, Kavarajpettai,
 Gunmidipoondi Taluk,
 Thiruvallur Dist - 601 206.